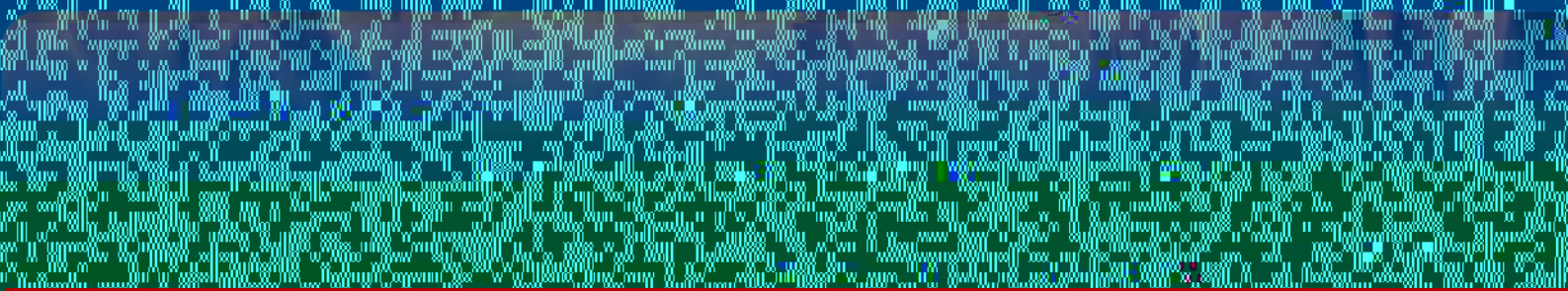


Fire Extinguisher Training



Fire classifications

Class A - Ordinary combustibles Wood, paper, cloth, etc.

B

A

Fire extinguisher types


There are different types and styles of fire extinguishers available around campus. Know the types, styles, and location of extinguishers that can be found in your residence and around the street.

The proper extinguishing agent will need to be used to eliminate one of the vital components of a fire.


Detroit Mercy has 560+ fire extinguishers that are serviced annually by Eastman Fire Protection and Gallagher Fire Equipment Co.



Dry Chemical Fire extinguisher




Carbon Dioxide (CO₂) Fire extinguisher



Clean Agent Fire extinguisher



K Guard Fire extinguisher



Appropriate time to use a fire extinguishers

Alarm has been sounded
(Check your area for the nearest pull station before an emergency occurs)

Building evacuation has begun.

Fire is small and confined.



Appropriate use of fire extinguishers

You are properly trained in the use of the extinguisher.

You are confident you can put the fire out.

You have a clear escape route behind you.




Inappropriate use of fire extinguishers

The fire is large and has grown beyond its original confined space.

Your escape route is threatened.

You are not sure if you have the correct type of fire extinguisher.



P.A.S.S.

Method for using fire extinguishers

Hold the extinguisher upright

PULL the pin

AIM at the base of the fire

SQUEEZE the handle

SWEEP the base of the fire

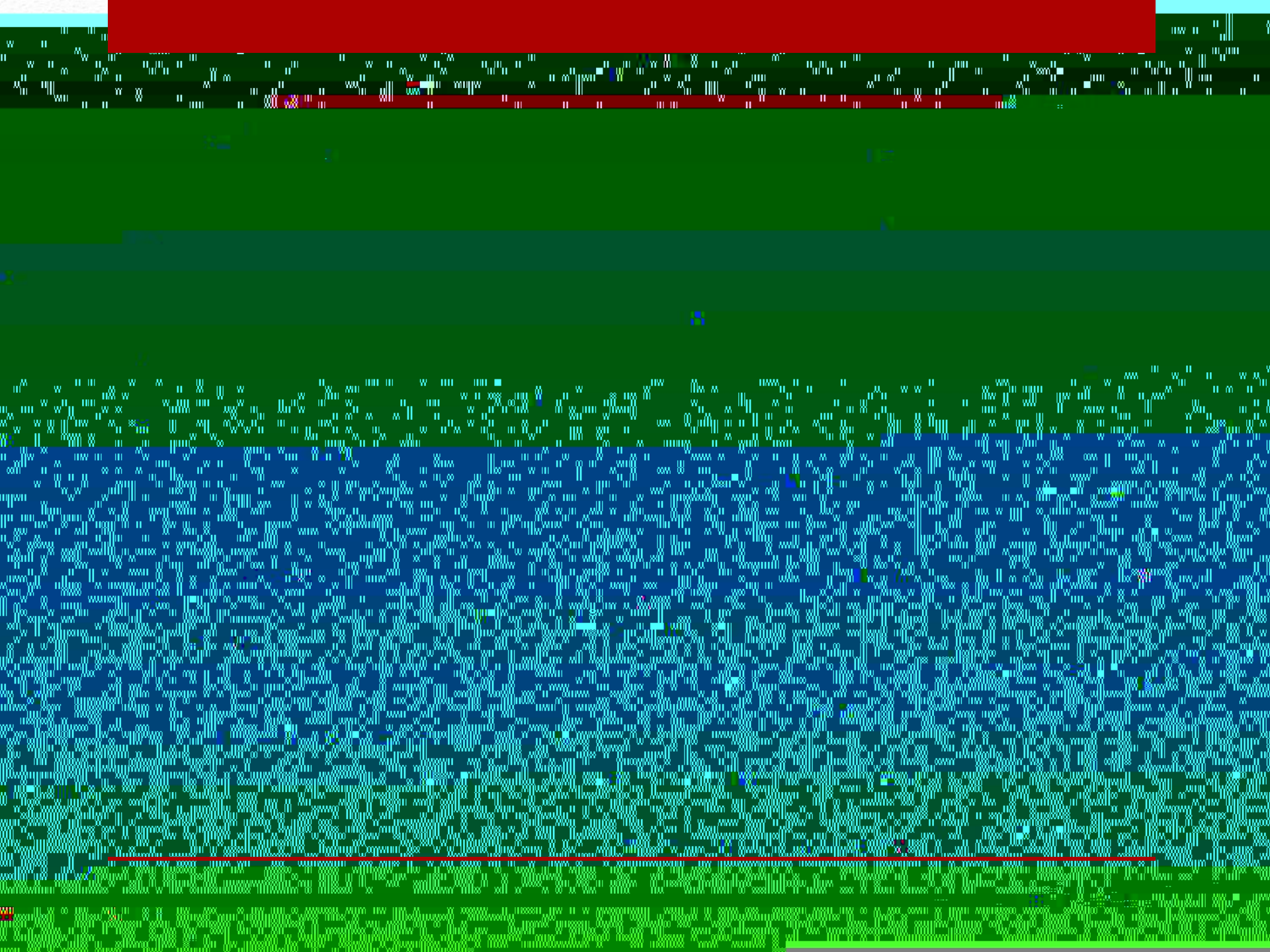
Do not aim high at the flames



PULL


Keep distance between you and the fire.

Ensure you have a safe escape route behind you. With a firm grip on the handle and the



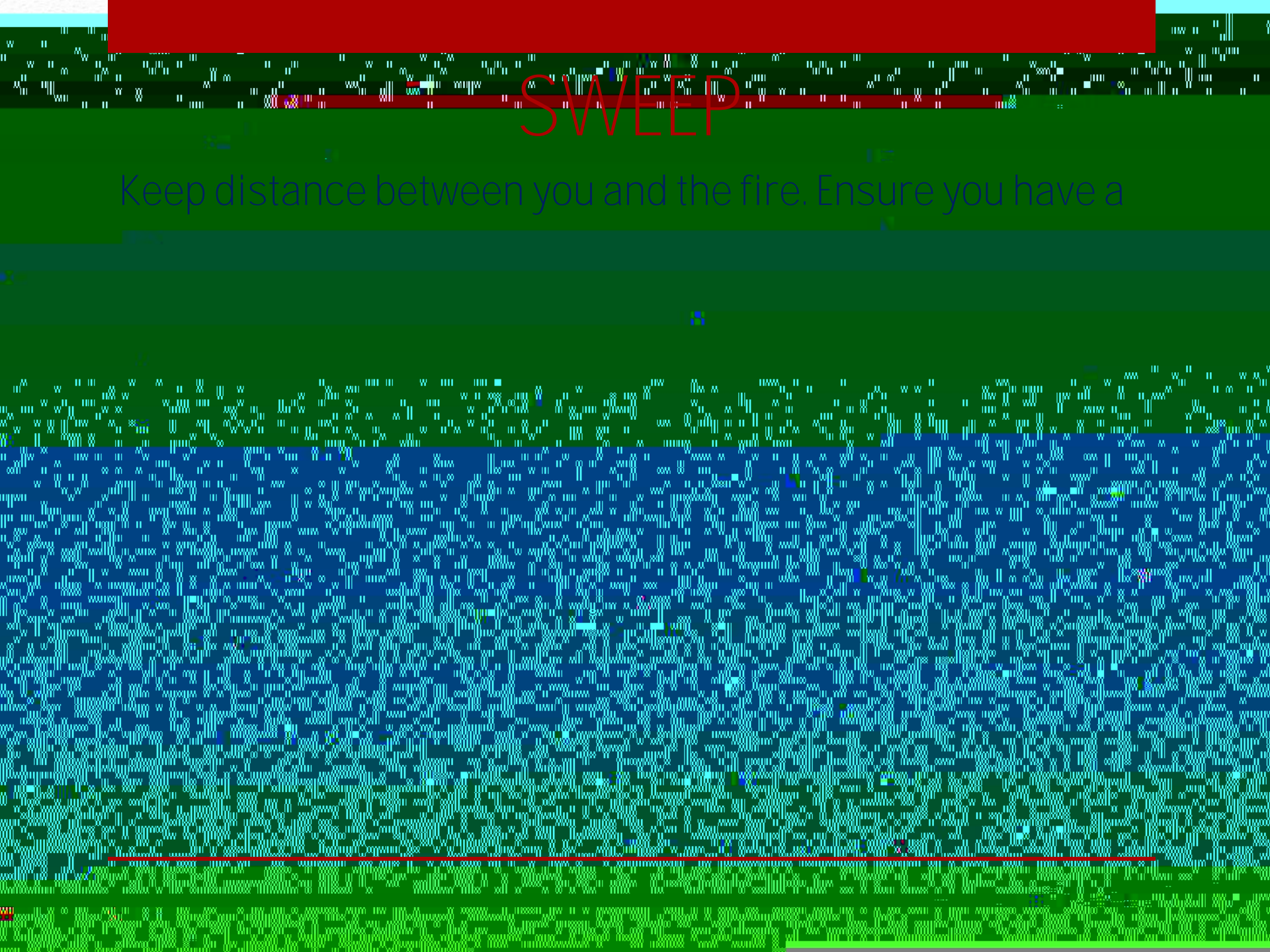
SQUEEZE

Keep distance between you and the fire. Ensure you have a safe escape route behind you. With a firm grip on the handle and the nozzle, aim the nozzle at the base of the fire nearest to you and squeeze the handles together.



SWEEP

Keep distance between you and the fire. Ensure you have a



Let's Review

First priority is your safety.

Secondly, ensure that the building fire hasn't spread toward other occupants.

If the fire is small and contained, you know the type of fuel, and have the appropriate fire extinguisher, you can attempt to extinguish the fire with your back toward a safe escape route.



Prevention methods

Keep work areas clean and clutter-free




Know what the chemicals you work with

Know how to handle and store chemicals



Prevention methods

Know what you are expected to do in an emergency



Become familiar with the University of Detroit Mercy Emergency Response Plan

Değer